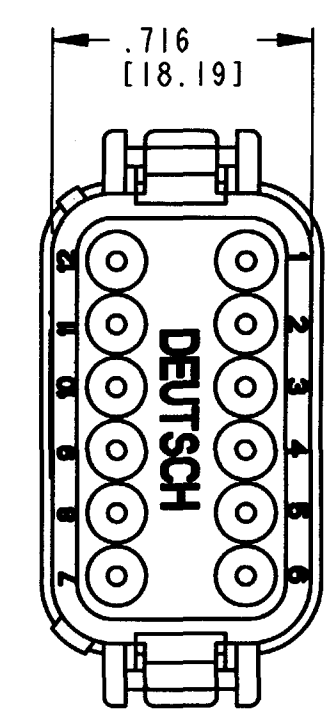
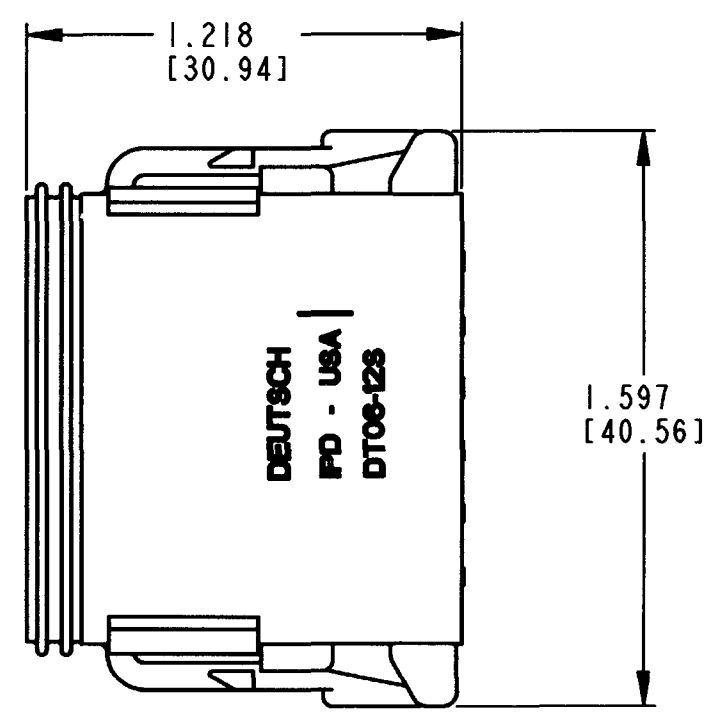
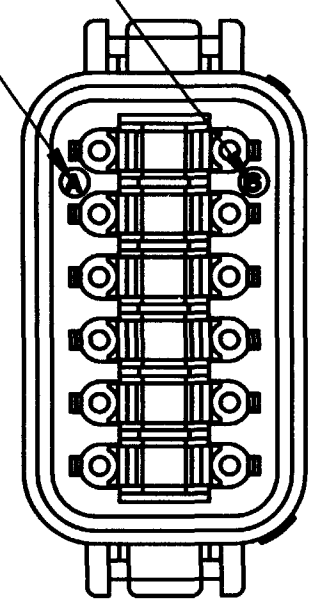


REV NC DT06-12S*

REVISIONS			
SYM	DESCRIPTION	DATE	APPROVED
NC	REVISED AND REPLACES PREVIOUS		
	RELEASE PER E.O. P18204	6-27-03	RDR

DATE CODE: MONTH REPRESENTED BY SEQUENTIAL ALPHA CHARACTERS.
EX. A = JANUARY

DATE CODE: YEAR IS REPRESENTED BY LAST NUMERICAL DIGIT.
EX. 6 = 2006



CONTACT SIZE	MIN. INSUL O.D.	MAX. INSUL O.D.	WIRE RANGE [mm ²] REF. ONLY
16	.088 [2.24]	.145 [3.68]	14-20 AWG [2.0-0.5]

5. MATERIAL: SHELL: PLASTIC; GROMMET: RUBBER.
4. THIS PLUG MATES WITH DT04-12P*-**** RECEPTACLE.
(* = A,B,C,D KEY ARRANGEMENT; **** = ALL MODIFICATIONS).
CONSULT FACTORY FOR ALL MODIFICATIONS.
3. FOR CONTACTS AND WIRE PERFORMANCE AND APPLICATION CHARACTERISTICS, SEE ENVELOPE DRAWING 0425-015-0000 AND 0425-017-0000.
2. DIMENSIONS ARE ±.025[.64] UNLESS OTHERWISE SPECIFIED.
1. ALL DIMENSIONS ARE INCHES (MILLIMETERS).

NOTES:

SIGNATURE & DATE	
DR	TYOHANNES 06JUN03
CHK	<i>[Signature]</i> 6/24/03
PE	<i>[Signature]</i> 6/20/02
APPD	<i>[Signature]</i> 6/23/03
SCALE	NONE WT

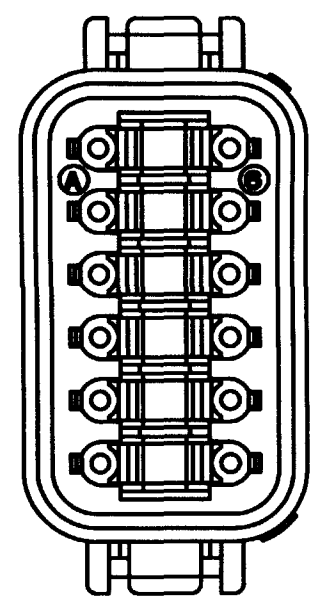
12 WAY PLUG
DT SERIES

ENVELOPE

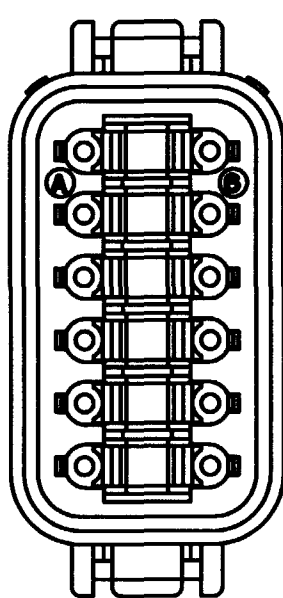
CP	MATL. CODE
The Deutsch Company DEUTSCH I.P.D. 3850 INDUSTRIAL AVE. HEMET, CALIF. 92545	
B	DT06-12S*
DWG SIZE 11139	SHEET 1 OF 2

REV	DT06-12S*	REVISIONS			
NC		SYM	DESCRIPTION	DATE	APPROVED
			SEE SHEET ONE	6-27-03	RDR

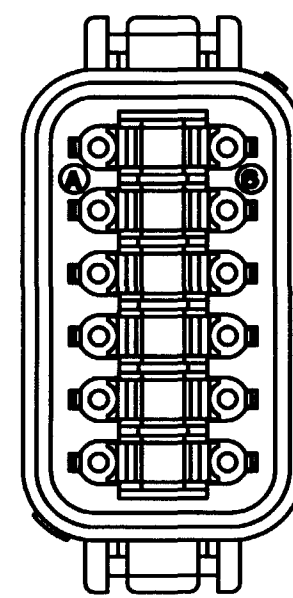
PART NO: DT06-12SA
KEY ARR. -A-
COLOR: GRAY



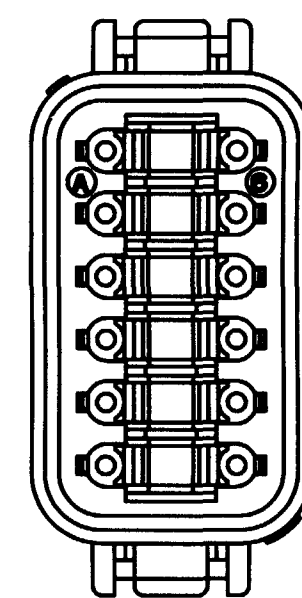
PART NO: DT06-12SB
KEY ARR. -B-
COLOR: BLACK



PART NO: DT06-12SC
KEY ARR. -C-
COLOR: GREEN



PART NO: DT06-12SD
KEY ARR. -D-
COLOR: BROWN



NOTES: SEE SHEET ONE.

SIGNATURE & DATE		12 WAY PLUG DT SERIES	CP	MATL. CODE
DR	TYOHANNES 06JUN03		The Deutch Company	
CHK	R. Kline 6/24/03		DEUTSCH I.P.D. 3850 INDUSTRIAL AVE. HEMET, CALIF. 92545	
PE	John Selam 6/20/07		DT06-12S*	
APPD	ESlund 6-23-03	ENVELOPE	B	DT06-12S*
SCALE	NONE	WT	DWG SIZE	CODE 11139
				SHEET 2 OF 2